

A vibrant tropical floral pattern featuring pink hibiscus flowers, green palm fronds, and various tropical leaves, scattered across the white background.A large, light green potted plant with many small, pointed leaves, positioned in the upper center of the page.A silver and black DSLR camera with a lens, resting on a piece of light brown corkboard in the lower right quadrant.

LESSON TWO

VIDEO EQUIPMENT

Today is all about the tools you need to film like a total pro, even if you have very little budget to work with.

For Good Audio:



Stay Close to your device. This is how I started. My videos with the most views, I had no microphone. CRAZY!!

Get a wireless microphone. Amazon has tons of cheap options you can plug into your phone. Test out a few, return the rest. This 2 pack is really great for \$29.99. Click the image, the link or scan code to get microphone.



The number one rule:

Don't spend more than 10 minutes picking one out.

<https://amzn.to/3iQLUkj>

Have a desktop computer microphone. My favorite for my computer for podcasts and videos is a Blue Yeti for \$128.

Click the image, the link or scan code to get microphone.



<https://amzn.to/3g54TG4>

Today is all about the tools you need to film like a total pro, even if you have very little budget to work with.

Have A Wireless Microphone

In the video, I share about the Sabinetek mic, but since filming, I've found an EVEN better and less expensive microphone. You can easily plug this one into your phone and make videos from ANY platform. This is way more easy to use than the Sabintek.

Click the images, the links or scan codes to get microphone.

Movo For iPhone: \$59.95

<https://amzn.to/3Op29Dy>



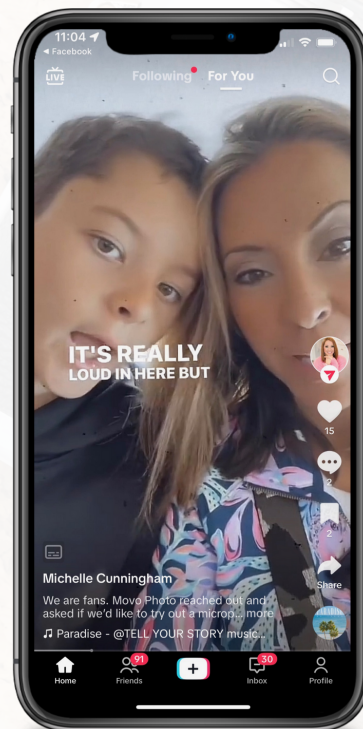
Movo For Android: \$57.95

<https://amzn.to/3Op2Ble>



Here's a video I made where you can see how to use it and why I love it more now!

[Click Here](#), click the image, or scan the QR code to watch video:



Today is all about the tools you need to film like a total pro, even if you have very little budget to work with.

For Good Lighting:

Option 1:

Of course the cheapest option is to film in front of a window and use the natural light to get great lighting for your video.



Option 2:

A simple ring light for only \$12.99 that clips right onto your phone is a great way to get good lighting when you are filming right from your phone. Click the image, the link or scan code to get ring light.

<https://amzn.to/3AHdRB0>

Option 3:

You can get a great desktop ring light for under \$20 on Amazon.

Click the image, the link or scan code to get ring light.



<https://amzn.to/3g9YadX>



<http://go.doitanywaygirl.com/RingLight>

Option 4:

My favorite Ring Light is the Stellar Diva Ring Light. It is a little more expensive at \$299, but it is absolutely the best of the best quality.

Click the image, the link or scan code to get ring light.

Extra Equipment

Tripod

Amazon Basics Lightweight Camera Mount Tripod Stand With Bag. This can adjust from being 16.5 inches tall to 50 Inches tall. This is a great one for only \$15.39

Click the image, the link or scan code to get tripod.

<https://amzn.to/3sPrFqC>



Phone Mount For Tripod

In order to put your phone on your tripod, you will need this phone mount holder that screws right onto the tripod clip (the starred piece shown above.)

This is a MUST have for filming and it's only \$11.99

Click the image, the link or scan code to get phone mount.



<https://amzn.to/2UKYkAP>

Travel Size Tripod

The JOBY GorillaPod 325 is a compact, flexible tripod. You can move each leg any way you need and even wrap the legs around objects. Super lightweight & only 7 inches, so super compact for tossing in your purse or traveling.

Just screw the phone mount shown above right onto the top.

This is on Amazon for only \$19.98

Click the image, the link or scan code to get tripod.

<https://amzn.to/3sJSdcN>



Today is all about the tools you need to film like a total pro, even if you have very little budget to work with.

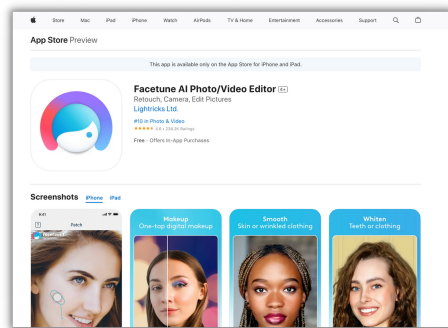
Must-Have Apps:

For iPhone Users:

Put your video into the FaceTune Video app to soften your face further and whiten teeth.

Facetune AI Photo/Video Editor

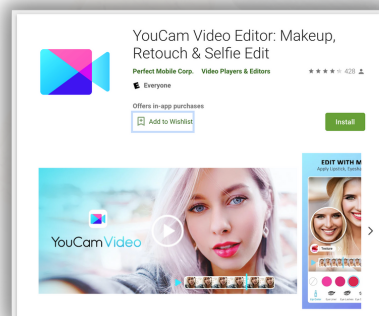
<https://go.doitanywaygirl.com/FacetuneAI>



For Android Users:

Put your video into the YouCam Video app. Get the app free for seven days, then just unsubscribe right away

<https://bit.ly/YouCamVideo>





Lesson Two

HOMework

STEP 1:

Come over to the Facebook group and share in the #homework post what you plan to use for lighting and a microphone.

STEP 2:

If you already have a microphone and lighting that you use and love, share what you are using and why you love it in the homework post.

STEP 3:

Are you using cool apps that make you look "next level"? What's your favorite? Share in the homework post.

Turn The Page...

to find out how to win prizes!

Prize Giveaway

STEP 1:

Once you have completed your homework, come over to our Facebook group, find the #homework post and share what you have completed for Lesson 2. Every so often, we will pick a lucky winner!



STEP 2:

Look for the #aha post and share your AHA from the training. How has it helped? How has it changed your thinking.

